

SIoux STEEL LIVESTOCK CATALOG



CATTLE MANAGEMENT SYSTEMS &
EQUIPMENT



Sioux Steel Company
P.O. Box 529
Lennox, SD 57039

1-877-782-3073
www.siouxsteel.com
info@siouxsteel.com

Visit www.siouxsteel.com to view a working equipment video.

A CORNERLESS CROWDING TUB

The extra large tub size and catwalk on tub and alley are both standard features. Plus the enclosed sides make cattle feel safe.



Features:

- 8 1/2' cornerless
- 16 ft. long
- One piece construction for easy setup & strength
- Triple exit
- Full catwalk (standard)
- 6ft. high tubs sides
- 2" square tubing construction around tub
- Formed, ribbed sides

SPECIAL FEATURE

Extra large tub is standard!

B ADJUSTABLE ALLEYS

After leaving the tub, cattle naturally move towards the light by passing through these adjustable alleys, providing a smooth, continuous flow and reducing stress.

Features:


- 8 1/2' and 17' lengths
- Adjusts from 20" to 32" wide
- Built-in no back
- Greasable pivot points
- Full Catwalk (standard)



Features (2) 17' Alleys




Features (2) 8 1/2' Alleys



Cattle Move Towards Light

SPECIAL FEATURE

This entire handling system is completely portable! The self-locking, quick-attach hitch makes this system fast and easy to move from remote pastures and yards. Simply remove the wheels and you are ready to work.



PURCHASE OPTION

The portable handling system is available as individual components for stationary installations or as a self-contained, portable system as shown above.

C PALPATION CAGE

The palpation cage is standard on all our chutes. It can be entered from both sides. Plus can be used for sorting animals or blocking the passage while working on the animal in the chute. The palp cage has a floor for comfortable working and doors that lock to keep animal moving into the squeeze.



D SQUEEZE CHUTE


The squeeze chute is designed to accommodate virtually all your cattle from younger cattle to bigger bulls. This equipment is designed to help keep your livestock calmer.

Features:

- Includes automatic reset headgate, palp cage, & slick bi-fold alley gate
- Total length is 12'
- Quick open drop bar
- Quick advance butt bar moves animal gently forward
- Ribbed checkerplate floor
- Largest neck doors in the industry
- Parallel axis sides
- Adjusts from 32" to 16"
- Full open sides
- Quick open bottom doors



With parallel sides, both sides come in evenly so cattle are not pushed over.



Bottom doors swing open. Work on animal's legs or calf sucking up to cow.



Quick advance bar makes it easier to position stubborn cattle.



Both sides panels open fully for maximum room to work on animal.



Quick drop bars provide extra access.



Extra large neck door.



The self-catch headgate is removable and spring loaded



Resetting the headgate is fast and easy.



Pivot points are greasable. This helps ensure smooth, quiet operation.



Palp cage and bi-fold alley gate are included.



Handling Equipment w/ Loading Chute



Self-Locking, Quick-Attach Hitch



Handling Equipment w/ Loading Chute



Alley Adjusts From 20" to 32"



Sioux Steel Company
P.O. Box 529
Lennox, SD 57039

1-877-782-3073
www.siouxsteel.com
info@siouxsteel.com

PORTABLE HANDLING EQUIPMENT

The Sioux Steel Heritage

Founded in 1918, our mission continues to be "Your complete satisfaction as a customer is our best advertisement. Whether your order for Sioux products is large or small, frequent or occasional, we feel a definite obligation to provide you with high-quality products and outstanding service." Now in our fourth generation as a family-owned company, we continue to

extend our guarantee of satisfaction that applies to every order entrusted to us. We try through accurate and truthful specifications on products of the highest quality to encourage your continued and increased patronage. We want you to enjoy doing business with us and feel proud to feature Sioux products—we feel sure that you will profit from every transaction.

"If it's Sioux, it's got to be good." Families have enjoyed Sioux products over many generations. Investing in the future of families across the nation is an important part of the Sioux Steel tradition. We pride ourselves with being a family-based company and look forward to many years of business with you and your family.



AUTOMATIC HEADGATE

When a cow goes through this head gate, it will automatically reset itself.

Features:

- Quick and easily adjusted
- Operates from either side to accommodate a right or left handed person.
- Adjustable from 4" to 10 1/2" to accommodate any size animal.



8 1/2 SPLITTING ALLEY

This one piece constructed splitting alley can be placed anywhere in a stationary system.

Features:

- Adjusts from 30" to 20" when used as alley
- Rope and pulley system with spring loaded return gate
- Left or right hand exits



MATERNITY PEN

Includes heavy duty auto head gate, tubing frame and gates.

Features:

- 1/4" circle pen
- 8'6"L, 11"W, 79"H
- Front gate with ratchet stop
- Split front gate
- 4' ribbed anchor plate
- 6' rear access door
- 7 bar sides - 6'10"

SLICK BI-FOLD ALLEY GATE

Men, woman and youth have been impressed by the ease of this solid bi-fold gate.

Features:

- Fastest opening/closing gate
- Both sides open from the center out, plus nothing protrudes outside the alley
- Can operate from either side



LOADING CHUTE AND CART

Loading chute comes already portable, while the cart allows easy transportation of squeeze.

Features:

- 16" wheels
- Cable winch adjusts loading height from 40" to 60"
- 2" ball hook-up
- Loading chute entry door acts as an alley gate also



HANDLING EQUIPMENT

Sioux Steel Company
P.O. Box 529
Lennox, SD 57039

1-877-782-3073
www.siouxsteel.com
info@siouxsteel.com

Visit www.siouxsteel.com to view a working equipment video.